

## *Primary Maths Year 4 End of Year Exam*

Preparation: You should spend time looking over the example questions provided to prepare yourself for your Maths exam. Make sure you read the questions carefully and practice interpreting what they mean. Further preparation can be used with the following websites:

<https://app.myimaths.com/myportal/library/15>

(Children only need their first login and do not need to access the portal)

Exam Materials - Include pencils and rubbers.

Topics to revise for the exams:

- Four operations:  $- / + / \times / \div$
- Word problems
- Time and measure
- Shape and symmetry
- Data handling

### Answers:

When reading the question, make sure you read it properly. Re-read it, and make sure you've understood it. Pick out the **key words** and take a moment to think about your answer and make sure it is actually answering the question.

When you have written your answer **STOP!** Go back and re-read the question and ask yourself, "Does my answer actually answer all of that question?"

## Sample Questions:

**Q1.** Megan and Chen are washing cars.

Megan gets £39 and Chen gets £55.

They share what they get **equally** between them.

How much does each of them get?



Show your working	
	£

2 marks

**Q2.** Ben counts in multiples of 25.

Circle the numbers he says.

52    75    125    255    300

1 mark

**Q3.** Write in the missing **three-digit** number.



			÷ 10 = 20
--	--	--	-----------

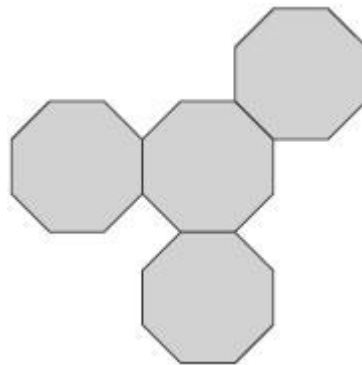
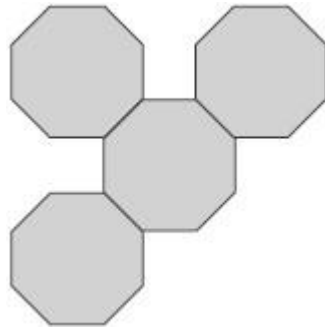
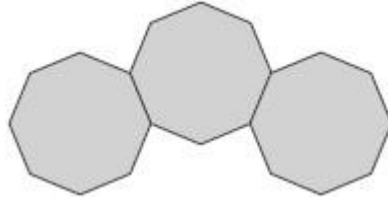
1 mark

**Q4.** These diagrams are made from regular octagons.

Draw the line of symmetry on each diagram.

Use a ruler.

السؤال



2 marks